


Adobe® Premiere® Elements 2.0


At A Glance


Create videos like a famous director and amaze your family and friends

Top Features in Adobe Premiere Elements 2.0

- Automatic USB/FireWire DV video transfer
- Media Downloader for easy transfer of all media
- Adaptable DVD templates with motion menus
- Support for all of your video devices
- Flexible, easy-to-use workspace
- Powerful time-variable effects and transitions
- Effect and transition previews
- Context-sensitive Properties panel
- Project Archiver
- Professional quality graphic titles and rolling credits
- Professional-quality Dolby sound
- Preview on TV

 For those already familiar with Premiere Elements:

 New in 2.0


 Enhanced in 2.0

Presenting Adobe Premiere Elements 2.0, with everything you need to create videos that thrill your friends and family. The perfect combination of superior control, ease of use, and reliability, Premiere Elements automates tedious tasks so you can be creative more quickly. Import video clips from all of your digital video devices, then experiment with hundreds of professional transitions and effects to grab your audience. Burn your videos to DVD, complete with custom menus for that personal touch, or transfer them to your portable video players to wow your audience anytime, anywhere.


Easy Editing

Whether you're brand new to moviemaking or have just outgrown the limitations of your current video software, Premiere Elements 2.0 makes it easy to get great results, with its intuitive interface and automated features combining to bring you an exceptionally high level of creative control.

Rely on one click capture—Never baby-sit a video capture again! Automatically and reliably transfer from your DV camcorder to the Timeline in one step, without interruption or supervision. No aborted captures, no restarts, just all of your video, separated for you into easy-edit scenes.


 **Capture DV via USB**—Keep ahead of the pack. In addition to Firewire (IEEE1394/i.LINK), Premiere Elements 2.0 now supports new cameras featuring USB Video Class/USB 2.0 high speed transfer. Capture full DV-quality video over a USB 2.0 cable from supported camcorders.


 **Import DVD and MPEG-4 video**—Easily capture video from unprotected DVD disks and set-top recorders, and MPEG-4 video from mobile phones and digital still cameras.


 **Enjoy a new, self-adjusting workspace**—Drag at the border between panels, and the rest of your workspace adjusts automatically. Save time by not opening and closing editing panels.

Enjoy no-fuss, gapless editing—Whenever you trim, rearrange, or delete scenes, Premiere Elements 2.0 automatically shifts the video clips to fill in any gaps, with no manual readjustments necessary.

See your changes in realtime—See your edits and effects as you make them—no more waiting for footage to render before you can view your changes.

 **Take control of still images**—Eye-catching slide shows and still sequences made fast and easy. Rotate photos and simultaneously change the duration for multiple stills right on the Timeline.

 **Easily create Hollywood effects**—Have it both ways! Edit like a pro, with hundreds of included, customizable video and audio transitions, and presets like warping, twirls and pans for easy control.

 **Take your editing to the next level**—Turn to the new, context-sensitive Properties panel for advanced control of every effect, preset, title screen and DVD menu, and save edited effects as one-click presets.

 **Move projects easily**—Use the new Project Archiver to easily move a project to another computer, complete with all of its assets. Or archive your project so you can come back to it at any time.

Rewind and fast forward your editing—Experiment freely. With Auto Save and the powerful History panel, you can jump through multiple versions without worrying about losing your work.

 **Preview effects before you use them**—Save time and skip the trial-and-error with previews in the enhanced Effects and Transitions panel.

Put your clips in motion—Create amazing moving picture-in-picture and animated title effects. Get the music video look in a few mouse clicks!

Create slow and fast motion in a flash—Create hilarious fast motion scenes, or dramatic slow motion moments, simply by dragging on the Timeline to lengthen or shorten the duration of your clips.

Go widescreen—Easily capture, edit and export your videos in the 4:3 aspect ratio for traditional TV sets, or 16:9 for state-of-the-art widescreen displays.

Get flexible help when you need it—Walk through sophisticated editing with the workflow-sensitive How To panel, and easily search the comprehensive on-board Adobe Help system.

Minimum System Requirements

Windows®

- Intel® Pentium® 4, M, D, Extreme Edition or AMD or AMD Athlon XP, XP-M, Opteron, Athlon 64
- Microsoft® Windows® XP (Home, Pro, Media Center) running Service Pack 2
- 256 MB of RAM
- 2 GB of available hard disk space for installation
- DVD-ROM drive (compatible DVD writer required to burn DVDs)
- 1024x768, 16-bit (XGA) display
- Microsoft DirectX 9 compatible sound and display drivers
- Video transfer via any of:
 - DV/i.LINK/FireWire/IEEE 1394 interface to connect a Digital8 or DV camcorder
 - USB2 interface with a compatible DV via USB DV camcorder
 - Other video devices (supported via Media Downloader)

Estimated Street Price
\$99 (U.S.)

Expected Availability
Fourth Quarter 2005

Supported Formats

Premiere Elements 2.0 supports the import of most multimedia file formats, including:

Video

- 3GP (mobile phones)
- ASF
- AVI
- DV
- DVD (.vob)
- MOD (JVC Everio)
- MPEG-1
- MPEG-2
- MPEG-4
- QuickTime
- Windows Media

Audio

- AIFF
- AVI
- Dolby (AC3)
- MP3
- QuickTime
- WAV
- WMA

Still Graphics

- BMP
- JPEG
- PSD
- TIFF

Sensational Sound

Adobe Premiere Elements 2.0 takes as much care with audio as it does with video, including full compatibility with the latest standards, and total attention to sound detail.

New **Take advantage of Dolby stereo**—Enjoy Hollywood standard Dolby stereo in all your movie projects. Dolby soundtracks mean full quality sound with more room on your DVD for better quality video.

Easily edit multiple audio tracks—Sweeten your video with up to 99 stereo audio tracks for ambient sound, effects, narration and background music.

Add comprehensive audio effects—Enjoy a full suite of audio effects, transitions and filters, to adjust flaws in the original sound, create great mixes, and change the pace of an audio clip.

Match the beat—Add music and use the Timeline waveform display to cut your video to the beat.

Rely on industry standards—Import a wide range of audio formats for a richer soundtrack every time.

Terrific Titles

Subtitles, opening and closing credits, text anywhere on the screen—Adobe Premiere Elements 2.0 makes it easy to add high-style, professional-quality titles that will thrill your audience.

E **Start with title templates perfect for all occasions**—Complete with text, graphics and frames, in themes including birthdays, weddings and sporting events, with matching DVD menu themes and templates.

E **Create broadcast-quality titles**—No more blocky, pixellated credits and titles. Roll your own in a complete choice of fonts, sizes, and colors, with comprehensive drawing tools. Easily preview and add shadows, glows and other effects, and save your personal title styles for future use.

Share Spectacular Videos—Your Way

Choose how you show your videos. Create a custom DVD or videotape, save an optimized video for Web or e-mail, or transfer them to your portable video player to show on the go.

Create DVDs automatically—One click from camcorder to DVD with automatic scene indexes and buttons.

E **Use templates for all occasions or build your own**—Choose from dozens of customizable templates, or use your own photos and video for that personal touch.

E **Personalize your DVD**— Adjust the size, position and text in menus, buttons and thumbnails, and add your own photos and video to suit yourself.

New **Make menus that move**—Create full-motion DVD menus, including moving backgrounds and buttons with custom audio.

Preview your DVD—Preview your videos and menu navigation before you burn your DVD, with full “virtual remote” control, on your computer screen or on a TV attached through your DV camcorder.

Maximize DVD Quality—Adobe Premiere Elements 2.0 automatically saves your DVD video at the maximum possible quality that will fit on your disc, for the best performance and playback.

New **Enjoy DVD player presets**—Easily output movies to Microsoft Mobile Media Center Playforsure devices.

New **Transfer to portable players**—Move your finished movies to your portable video players to wow your audience anytime, anywhere.

Rely on international standards—Share your videos in either NTSC or PAL format.

Export to anywhere—Automatically optimize your video for the Web, e-mail, handheld computers and mobile video devices, or record your video to VHS with a connected VCR.

E **Archive only the video you choose**—Output video in 10-minute sections or complete projects.

About Adobe Systems Incorporated

Adobe helps people and businesses communicate better through its world-leading digital imaging, design and document technology platforms for consumers, creative professionals and enterprises. Adobe's revenue in its last fiscal year exceeded \$1.2 billion. For more information about Adobe, visit www.adobe.com.